

Windowmaker Option

Bays & Bows



Overview

The Bays & Bows Option allows the user to design windows/doors as Bays, Bows or Flags of double, triple or multi-faceted dimensions.

How It Works

The Windowmaker Configurator allows the user to:

- ▲ Create Bays, Bows or Flag designs from supported shapes
- ▲ Specify the parameters related to the selected shape
- ▲ Calculate BOM and costing for the components used in the shaped part

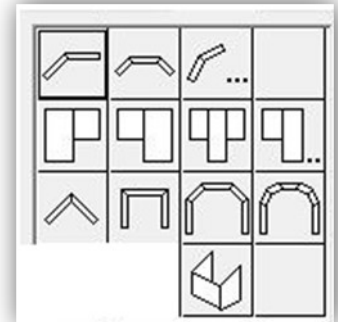


Fig. 1 Supported Shapes

Key Features

- ▲ Supports designs with [Georgian Grids](#)
- ▲ Supports [Leaded Patterns](#) on glazing
- ▲ Allows the user to adjust the Bay/Bow window layout evenly or as a flag design on either left, right or both sides
- ▲ Supports versatile shapes of Bays and Bows
- ▲ Allows to toggle between inside and outside views in Plan Dimensions
- ▲ Supports creation of asymmetric designs
- ▲ Allows for changes to width and height - section wise
- ▲ Allows export, email or print of Crystal Reports
- ▲ Generates production report/cill cutting plan report for single as well as multi-facet frames

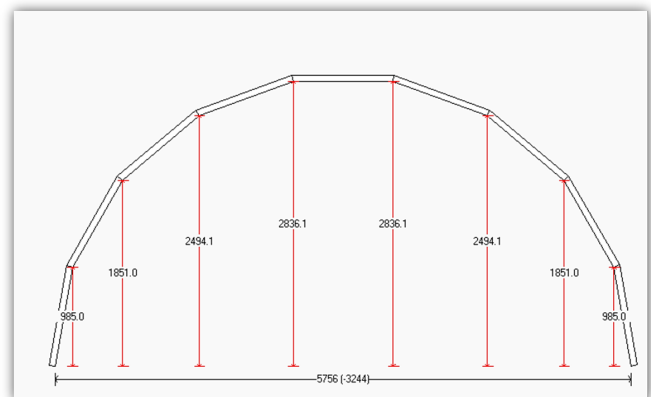


Fig. 2 Bay Plan

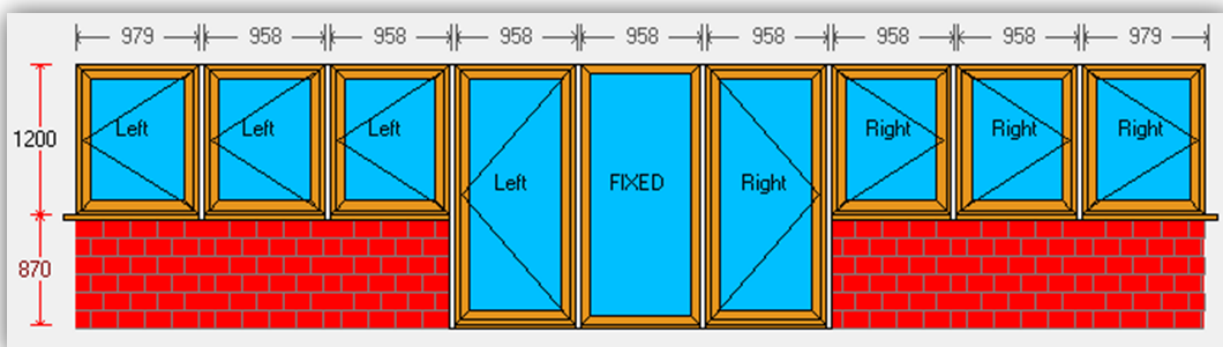


Fig. 3 Bay with Dwarf Wall

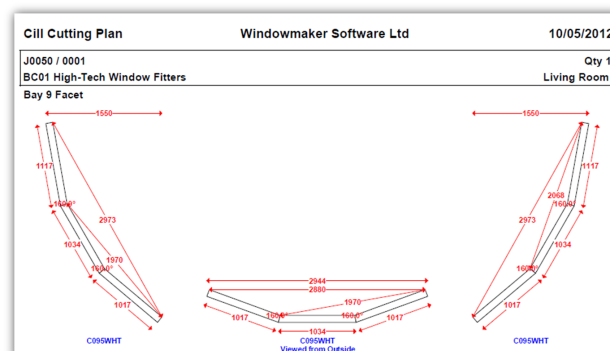


Fig. 4 Multi Facet Cill Cutting Plan Report